



### District Report Card: 2017


<b>State:</b> Bihar	<b>District:</b> Khagaria
<b>Class:</b> 3	<b>Subject:</b> Language
<b>Schools:</b> 61	<b>Students:</b> 1307


### Participation/Coverage


#### Students

<div>GENDER</div> <div></div>	Boys		Girls	
	Number	%	Number	%
	633	48.43	674	51.57

<div>AREA</div> <div></div>	Rural		Urban	
	Number	%	Number	%
	1218	93.19	89	6.81

<div>CATEGORY</div> <div></div>	SC		ST		OBC		GEN	
	Number	%	Number	%	Number	%	Number	%
	244	18.67	1	0.08	964	73.76	98	7.50

<div>CWSN</div> <div></div>	LD	VI	HI	S&LD	ID	Oth
	0	1	0	1	3	1

<div>Management</div> <div></div>	Government		Government-aided	
	Number	%	Number	%
	1307	100.00	0	0.00

### Average Performance of Students in Language (%)

Overall	Gender		Area		Management		Social Group			
	Male	Female	Rural	Urban	Govt.	Aided	SC	ST	OBC	GEN
66.92	65.51	68.25	66.67	70.41	66.92	0.00	64.70	93.33	66.89	72.45

## Performance on Learning Outcomes (LOs)

Learning Outcomes	Description	Average Performance(%)
L304	Reads small texts with comprehension i.e., identifies main ideas, details, sequence and draws conclusions	66.85
L312	Reads printed scripts on the classroom walls: poems, posters, charts etc.	67.07

Range of Performance of Students who Answered Correctly							
Below 30%		30% - 50%		50% - 75%		Above 75%	
Number	%	Number	%	Number	%	Number	%
90	6.89	200	15.30	512	39.17	505	38.64

## Lowest Performing Learning Outcomes (LOs)

- 1 - Reads small texts with comprehension i.e., identifies main ideas, details, sequence and draws conclusions (66.85)
- 2 - Reads printed scripts on the classroom walls: poems, posters, charts etc. (67.07)